



Blood Collection and Shipping Instructions

- 1** Fill out the requisition completely to avoid delay in processing of specimen.

SCANTIBODIES Clinical Laboratory
9236 Abraham Way, Santee, CA 92071
800-365-5166 | 866-249-1212

LABORATORY NAME: SCANTIBODIES CLINICAL LABORATORY
LABORATORY ADDRESS: 9236 ABRAHAM WAY, SANTEE, CA 92071
LABORATORY PHONE: 800-365-5166 | 866-249-1212

TEST ORDER NO.:
PATIENT NAME:
PATIENT ID/SSN:
DATE OF BIRTH:
DATE AND TIME OF COLLECTION:
REQUESTING PHYSICIANS:
UPIN NUMBER AND ADDRESS:
BILLING INFORMATION:
A COPY OF PATIENT'S INSURANCE CARD:
DIAGNOSIS CODE OR ICD 9 CODE:
THE DESIRED TEST MARKED.

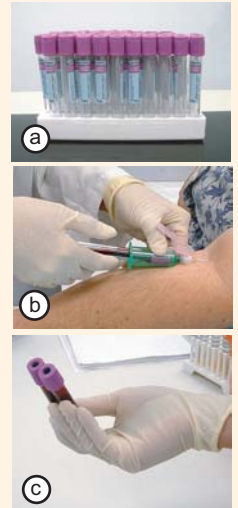
The following information must be provided:

Patient Name
Patient ID/SSN
Date Of Birth
Date and Time of Collection
Requesting Physicians
UPIN number and address.
Billing information
A copy of patient's insurance card.
Diagnosis Code or ICD 9 Code.
The desired test marked.

- 2** The specimen requirement for the PTH Assay is **(a)** EDTA Lavender/Purple Top.

(b) Permit the tube to fill completely with blood to ensure the proper ratio of blood to additive.

(c) To ensure adequate mixing of blood with the anticoagulant or preservative, use a slow rolling wrist motion to invert the tube gently five or six times. Failure to invert tubes may lead to the formation of microscopic clots.

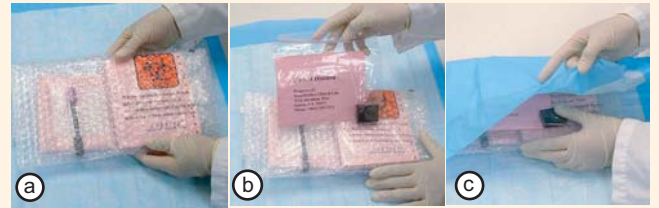


Note: Rapid wrist motion or vigorous shaking may contribute to hemolysis.

- 3** Place each EDTA tube in the biohazard bags provided.



(a) Carefully wrap the tubes in the provided bubble wrap and **(b)** place the electronic temperature monitor with the specimens then **(c)** wrap with absorbent paper.



- 4** Place into the styrofoam box with ice packs so the samples are never frozen but remain at refrigerated temperatures.

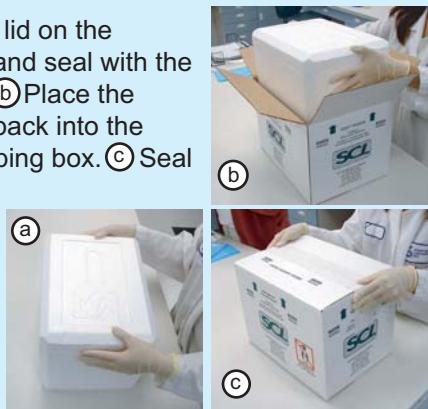


- 6** Fill out the "Senders name and Address" portion of the FedEx shipping label (phone number and address) and apply to the side of the box.

Call FedEx for pick up at 800-463-3339



- 5** **(a)** Replace the lid on the styrofoam box and seal with the tape provided. **(b)** Place the styrofoam box back into the cardboard shipping box. **(c)** Seal the shipping box with tape.



The refrigerated box of specimens should be shipped back to Scantibodies Clinical Lab immediately.